



Make selections from STEP 1 through STEP 7 to ensure that you have everything you need to set up your system

STEP 1
SELECT PROPANE CYLINDER

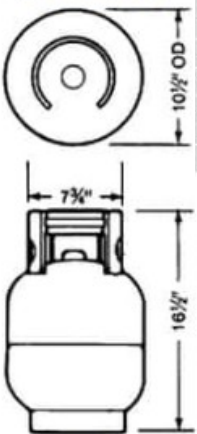


Available in Fibreglass, Aluminum

Transparent Composite Tanks

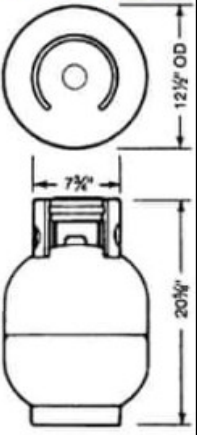
606-14200011	11#	12" OD x 15 1/4" H
606-14200017	17#	12" OD x 18 3/32H
606-14200022	22#	12" OD x 25" H

#1410-0010	LP Gas Capacity	2.4 gallons (LP)
	Water Capacity	23.8 lbs.
	Tare Weight	10.0 lbs.
	Volume	660 cu. in.
	Collar Height	5.5 in.



10 lb.

#1410-0020	LP Gas Capacity	5 gallons (LP)
	Water Capacity	47.7 lbs.
	Tare Weight	14.5 lbs.
	Volume	1323 cu. in.
	Collar Height	5.5 in.




20 lb.

Aluminum Tanks

606-14100010	10#	10 1/2" OD x 16 1/2" H
606-14100020	20#	12 1/2" OD x 20 5/8" H


STEP 2
SELECT A PIGTAIL



Quick Close Coupling Left Hand Thread POL


606-1014141520	20"
606-1014140120	20"

STEP 3
SELECT A REGULATOR




Tank Mount does not require a pigtail

606-12001411




606-12111402
1 Stage LP Regulator Gauge & Bracket



Single Stage Wall Mount requires 1 pigtail


606-12111401
c/w 20" Pigtail



Dual Stage Wall Mount requires 2 pigtails

606-12301411
c/w (2) 20" Pigtail

STEP 4
SELECT A SOLENOID



1/4" 12 VDC	606-130077082KIT
1/4" 24 VDC	606-13007708224VKIT Request Item
3/8" 12 VDC	606-130077062KIT

Make selections from STEP 1 through STEP 7 to ensure that you have everything you need to set up your system

STEP 5
SELECT A CONTROL SYSTEM

606-130077054
Panel w/ 1/4" Solenoid

606-130077053
Panel w/ 3/8" Solenoid

606-13007760
Kit w/Panel, Sensor & 10' Cable

606-13007761KIT
Kit w/Panel, Sensor, 3/8" Solenoid & 10' Cable

STEP 6
SELECT SUPPLY LINE & FITTINGS

606-1014383824	2'
606-1014383860	5'
606-10143838120	10'
606-10143838180	15'
606-10143838240	20'
606-10143838360	30'
606-10143838420	35'
606-10143838480	40'

606-14388876
Straight-Thru Fitting for Wiring
For wiring & copper tube

606-14388439
Straight-Thru Fitting for Supply Line
1/2" Hose

STEP 7
Additional Brass Fittings

Female Pipe Connector Male Pipe Connector 90° Male Pipe Elbow

Union Coupling Union Coupling Union Tee

- 687-466B 3/8" Tube x 1/4" Pipe Female Pipe Connector
- 687-466C 3/8" Tube x 3/8" Pipe Female Pipe Connector
- 687-468D 1/2" Tube x 1/2" Pipe Female Pipe Connector
- 687-484A 1/4" Tube x 1/8" Pipe Male Pipe Connector
- 687-484C 1/4" Tube x 3/8" Pipe Male Pipe Connector
- 687-486B 3/8" Tube x 1/4" Pipe Male Pipe Connector
- 687-486C 3/8" Tube x 3/8" Pipe Male Pipe Connector
- 687-488C 1/2" Tube x 3/8" Pipe Male Pipe Connector
- 687-488D 1/2" Tube x 1/2" Pipe Male Pipe Connector
- 687-494A 1/4" Tube x 1/8" Pipe 90 deg Elbow
- 687-495B 5/16" Tube x 1/4" Pipe 90 deg Elbow
- 687-498C 1/2" Tube x 3/8" Pipe 90 deg Elbow
- 687-626 3/8" Tube Union Coupling w/Nut & Sleeve

- 687-425 5/16" Tube Union Coupling
- 687-426 3/8" Tube Union Coupling
- 687-428 1/2" Tube Union Coupling
- 687-446 1/2" Tube Union Tee

606-16011720
Single 20# Cylinder Locker
Rigged w/ regulator assembly with leak test gauge, Quick close Pigtail, Solenoid Valve, Basic Control Panel, 2 Straight thru fittings

606-16021720
Dual 20# Cylinder Locker
Rigged w/ regulator assembly with leak test gauge, Quick close Pigtail, Solenoid Valve, Basic Control Panel, 2 Straight thru fittings

Does Not Include Cylinder (s)